

Impact of Service Staff Report

Purpose to assess the impact of staff experiences with community engagement and service learning partnerships over the past year.

Response rate: 55 surveys were completed

Survey method online via Qualtrics survey.


Data collection period May through June of 2018

Sampling method non-probability sampling

Findings

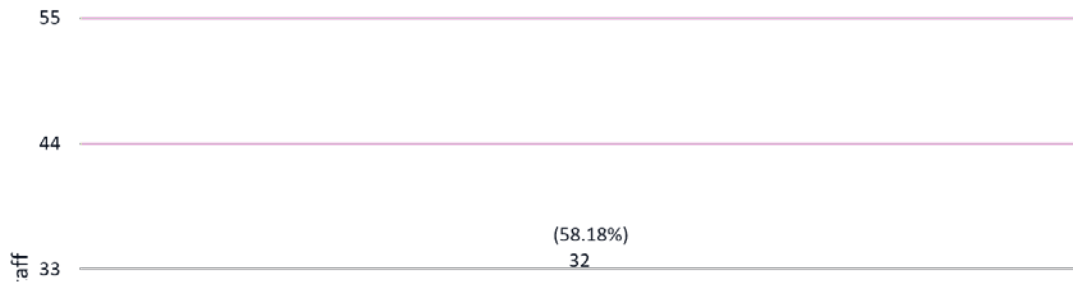
Sample Characteristics

- x Among the 55 respondents who indicated the number of semesters they have been at Stockton, the majority of the sample (74.55%, 41) has been at Stockton more than six semesters, only 5.45% (3) indicated, "first semester." The following graph shows



all responses.

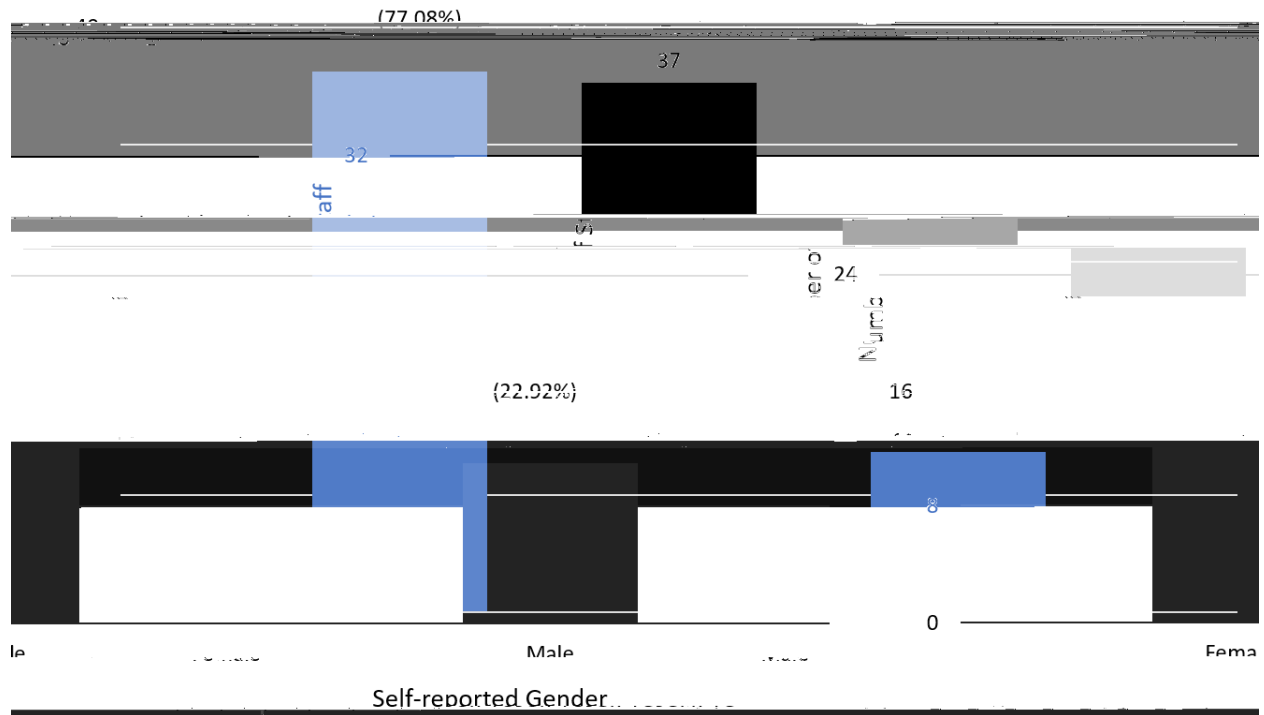
- x Among the 55 respondents who selected which best characterize their position at Stockton more than one half of the sample (58.18%, n = 32) indicated "professional staff" and (34.5% n = 19) indicated "administrative/managerial". The following graph shows the responses.



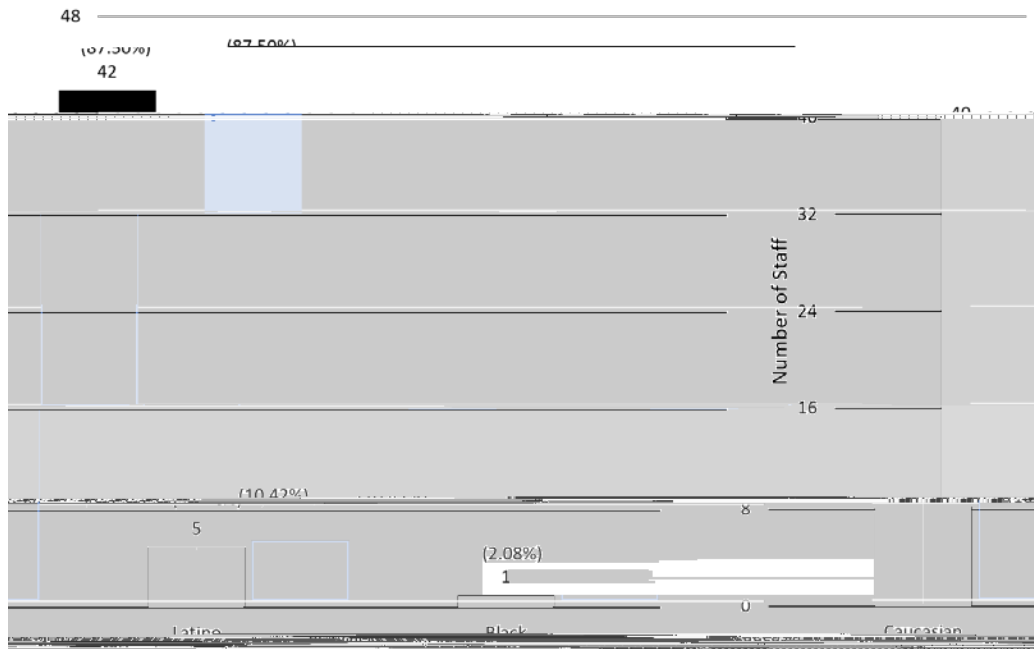
- o The following is the list of responses for "other"
 - "Security"
 - "TES so called temporary staff"
 - "Clerical"
 - "Maintenance staff"

- x Among the 48 respondents who self reported gender, 77.08% (n = 37) indicated female and 22.92% (n = 11) indicated male.

48

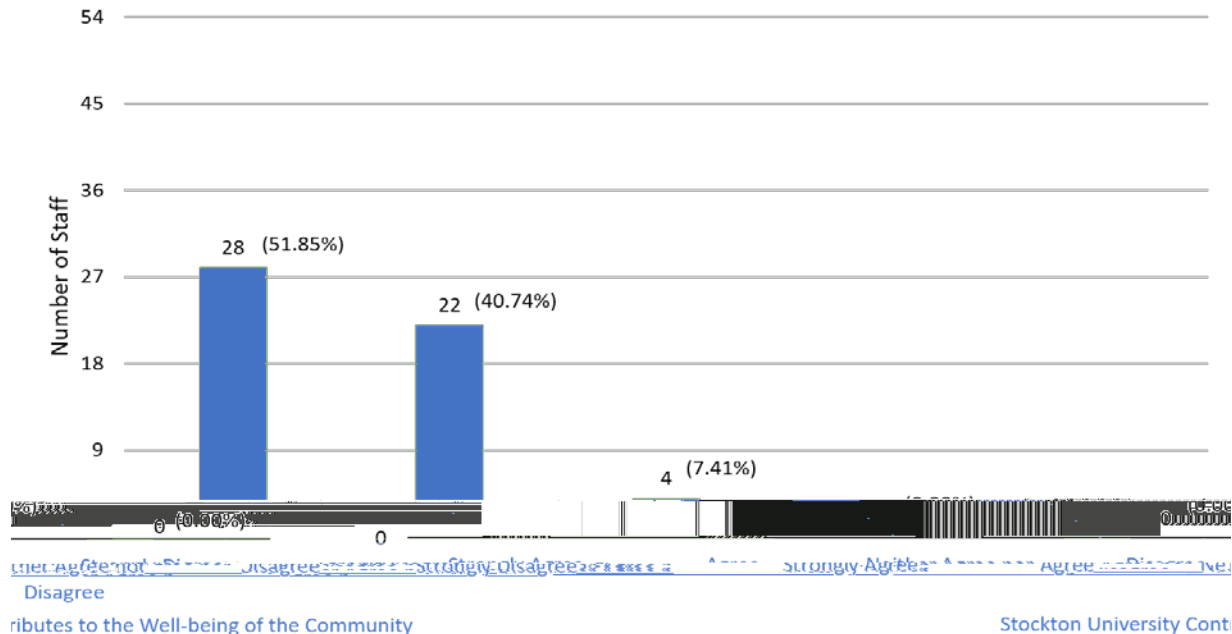


x Among the 48 respondents who self-reported race and ethnicity the majority (87.50%, n = 42) indicated Caucasian. None of the respondents indicated Asian. The following graph shows the responses.



Stockton Contributes to the Wellbeing of the Community

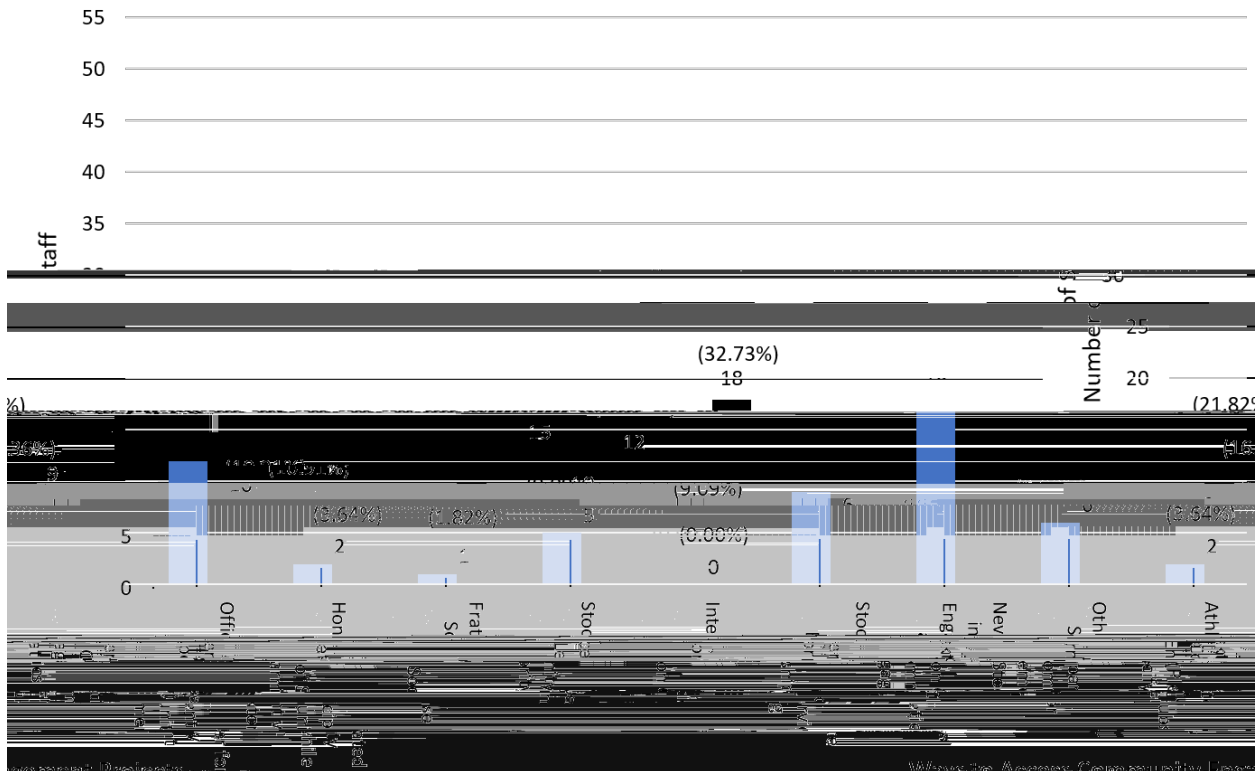
Respondents were presented a five-point Likert scale to indicate their level of agreement with the following statement: “Stockton University contributes to the wellbeing of the community.” The majority of the respondents (92.59%, 50) chose to “strongly agree” or “agree” with the statement. Only 7.41% (4) chose to “neither agree nor disagree” with the statement. None of the respondents chose to “disagree or strongly disagree” with the statement. The following graph shows the responses.



Ways to Access Community Engagement Projects

Respondents had the following choices from which to select: “The Office of Service Learning,” “honor societies,” “fraternity or sorority,” Stockton clubs,” “internship,” “The Stockton Center for Community Engagement,” “Athletics,” “I have never participated in community engagement while at Stockton,” and “other.”

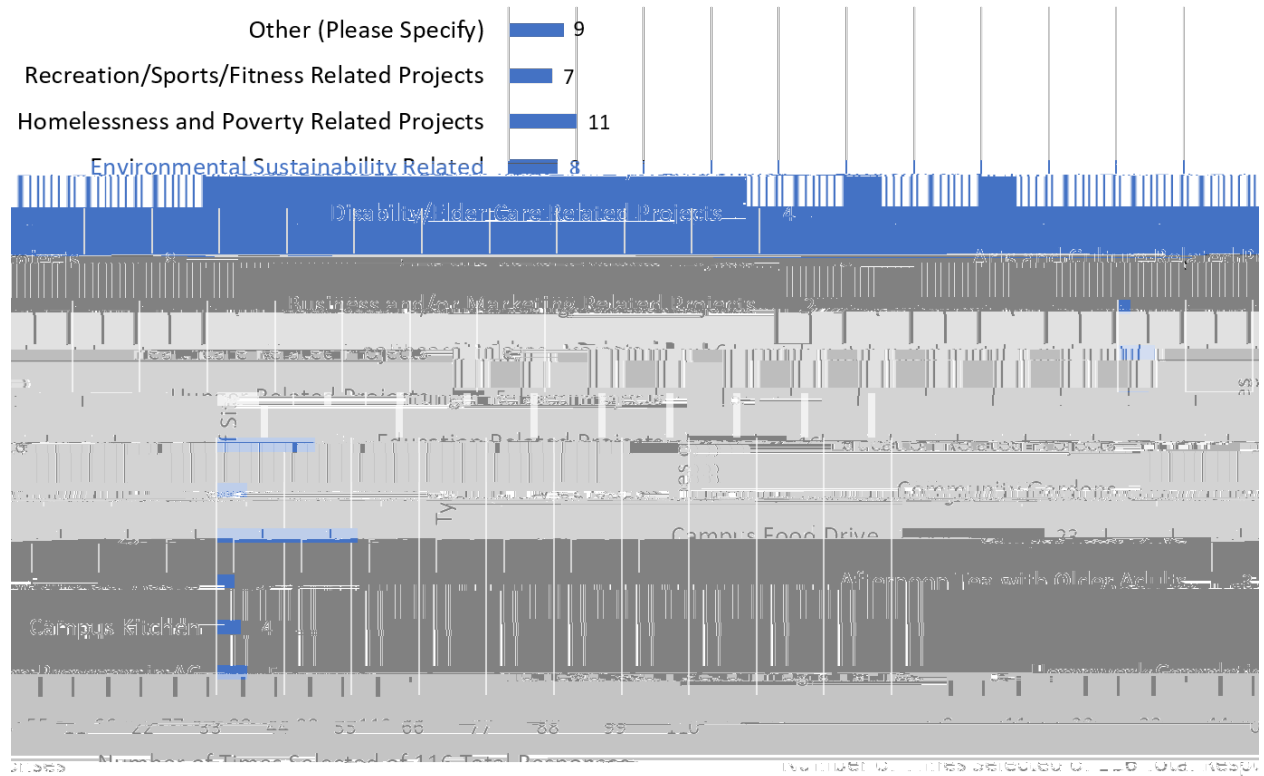
Over one third of respondents (38.18%, 21) indicated that they access community engagement projects through the Stockton Center for Community Engagement and the Office of Service Learning, 32.73% (18) indicated that they have never participated in community engagement while at Stockton. The following graph shows the responses.



- The following is a sample of responses for other “other”
 - “Memorandum of Understand Agreement”
 - “Student Development”
 - “PAC”

Types of Sites Which Staff Has Worked in Community Partnerships

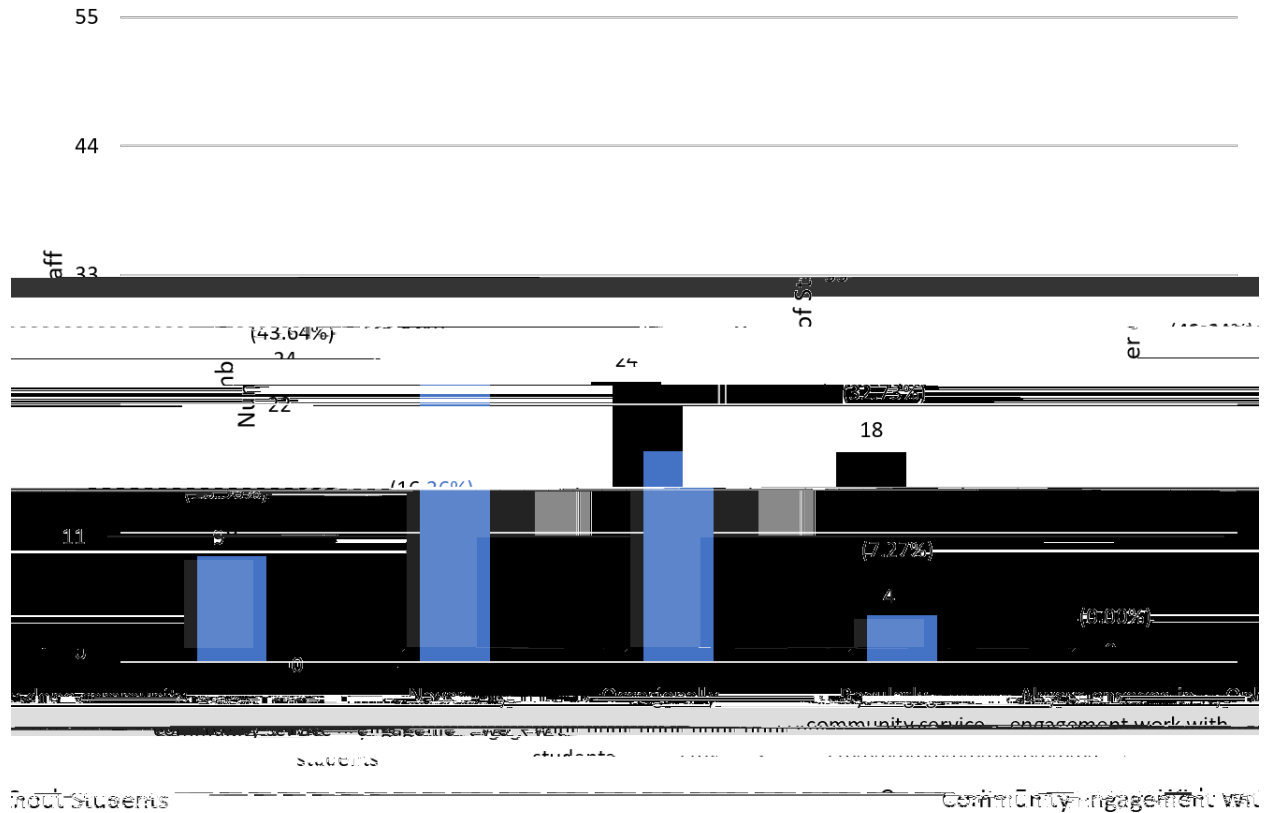
Respondents had 15 choices of types of sites to select all that apply at which they have worked in community partnership. Among the choices, “Campus Food Drive” was selected the most (23 times) followed by “Education Related Projects” (16 times) and “Homelessness and Poverty Related Projects” (11 times). The following graph shows the responses.



- o The following is a sample of responses for “other.”
 - “MLK Day at Kramer Hall”
 - “Food Packing for Third World”
 - “Media and Publicity”

Community Engagement Work that Does Not Involve Students

Respondents were asked “How often have you done community engagement work that does not involve students?” Among the respondents, 43.64% (24) indicated “occasionally,” 32.73% (18) indicated “regularly,” and 16.36% (9) indicated “never.” None of the respondents indicated, “I have only done community engagement work with students.” The following graph shows all responses.



Impact of Community Engagement Work on Scholarship

Respondents were asked "You have done community engagement work that does not involve students, how has that work affected your scholarship?" They were presented the following choices: "given me different perspectives on issues," "given me contemporary examples to integrate into my scholarship," "no impact," "other (please specify)" and "not applicable."

- The three responses selected the most were "no impact" (30%, n = 17) "not applicable" (29.09%, n = 16), and "given me different perspectives on issues," (27.27%, n = 15)." The following graph shows all responses.

9/10/2018 12:10 PM

- The following are the responses for “other”:
 - “Bureaucracy”
 - “Having opportunity provided by my office to participate.5.88 6t6c

9/10/2018 12:10 PM

Contributed to my scholarly agenda	9.09% (n = 5)	18.18% (n = 10)
------------------------------------	------------------	--------------------